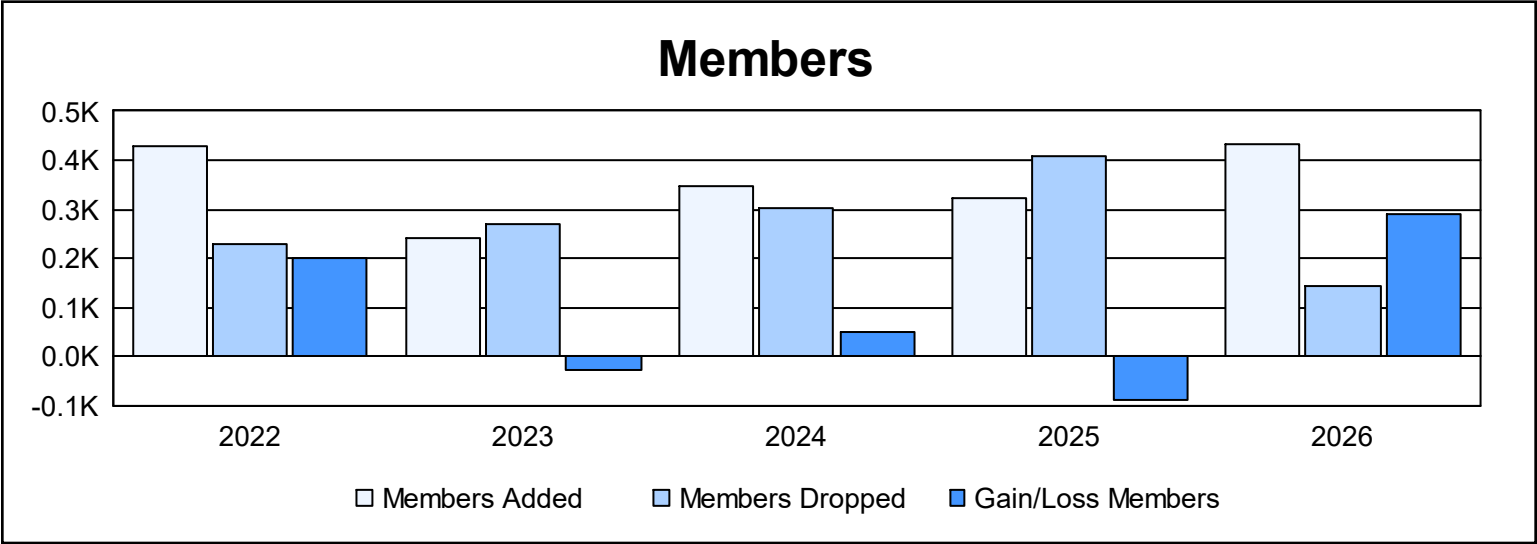
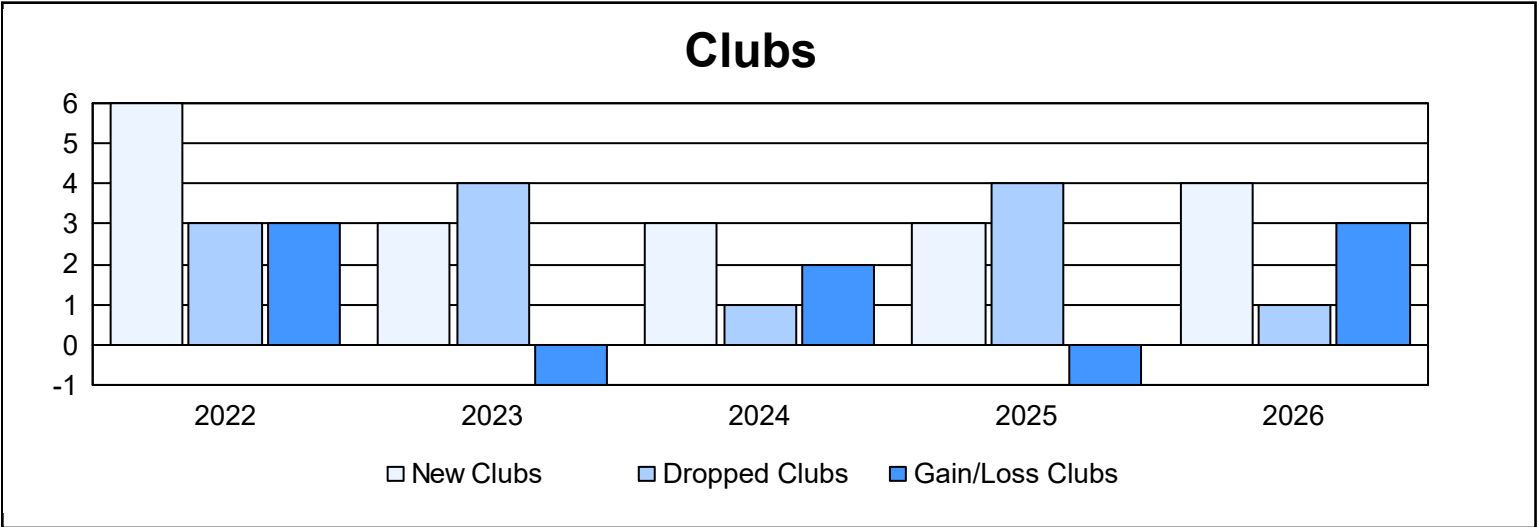
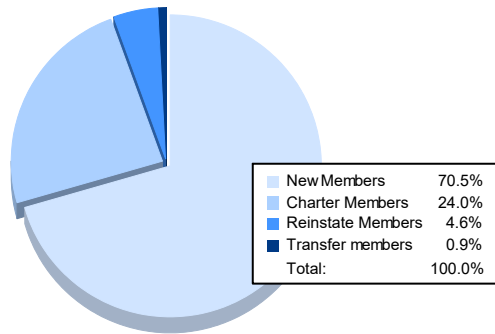


| Year | New Clubs | Dropped Clubs | Gain/ Loss Clubs | New Members | Charter Members | Reinstate Members | Transfer Members | Total Member Added | Total Members Dropped | Gain/ Loss Members |
|-----------|-----------|---------------|------------------|-------------|-----------------|-------------------|------------------|--------------------|-----------------------|--------------------|
| 2021-2022 | 6 | 3 | 3 | 274 | 145 | 9 | 1 | 429 | 230 | 199 |
| 2022-2023 | 3 | 4 | -1 | 143 | 77 | 6 | 17 | 243 | 269 | -26 |
| 2023-2024 | 3 | 1 | 2 | 218 | 80 | 43 | 8 | 349 | 301 | 48 |
| 2024-2025 | 3 | 4 | -1 | 188 | 74 | 58 | 2 | 322 | 410 | -88 |
| 2025-2026 | 4 | 1 | 3 | 306 | 104 | 20 | 4 | 434 | 143 | 291 |
| Average | 4 | 3 | 1 | 226 | 96 | 27 | 6 | 355 | 271 | 85 |



Membership Composition December 2025 Cumulative



Gender Composition December 2025 Cumulative

